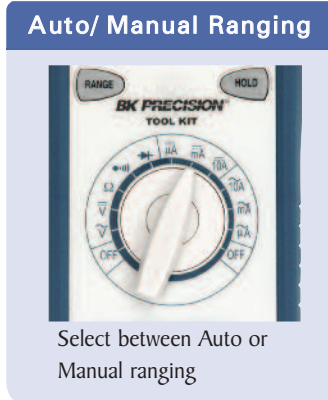
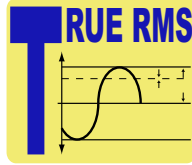


# Data sheet

## Auto Ranging True RMS Tool Kit® DMM Model 2709B



The 2709B is a full featured auto ranging true RMS DMM that combines performance, value and functionality. The 6600 count LCD has a green back light that allows the meter to be used in dimly lit environments. The 2709B can measure resistance values up to 66 MΩ and capacitance to 66 uF. With the auto power off feature you won't have to worry about accidental battery consumption. Value-packed features make this meter a must in every "Tool Kit".

### Features

- Magnetic hanger
- True RMS
- Auto/manual ranging
- DC voltage to 1000 V
- AC voltage to 750 V
- Capacitance to 66 uF
- Diode test
- One-handed operation
- Large easy-to-read LCD with backlight
- Auto power off
- Measures up to 10 A (AC & DC)
- Resistance to 66 MΩ
- Frequency counter to 66 MHz
- Continuity test

<b>DC Current</b>	
Ranges	660 uA, 6600 uA, 66 mA, 400 mA, 10 A
Resolution	0.1 uA, 1 uA, 10 uA, 100 uA, 10 mA
Accuracy	660 uA to 400 mA ranges: ±(1.5 % rdg + 2 dgts) 10 A range: ±(3.0 % rdg + 3 dgts)
Input Protection	0.5 A/500 V & 10 A/600 V fast blow ceramic fuses
10A Input	10 A for 60 sec max. followed by a 10 minute cooling period
<b>AC Current (50 Hz-500 Hz)</b>	
True RMS	Applies
Ranges	660 uA, 6600 uA, 66 mA, 400 mA, 10 A
Resolution	0.1 uA, 1 uA, 10 uA, 100 uA, 10 mA
Accuracy	660 uA to 400 mA ranges: ±(2.0 % rdg + 10 dgts) 10 A range: ±(3.5 % rdg + 10 dgts)
Crest Factor	<3
Input Protection	0.5 A/500 V & 10 A/600 V fast blow ceramic fuses
10A Input	10 A for 60 sec max. followed by a 10 minute cooling period
<b>Resistance</b>	
Ranges	660 Ω, 6.6 kΩ, 660 kΩ, 6.6 MΩ, 66 MΩ
Resolution	0.1 Ω, 1.0 Ω, 10 Ω, 1 kΩ, 10 kΩ
Accuracy	660 Ω to 660 kΩ ranges: ±(1.2 % rdg + 5 dgts) 6.6 MΩ range: ±(2.0 % rdg + 5 dgts) 66 MΩ range: ±(3.5 % rdg + 5 dgts)
Open Circuit Voltage (typical)	-0.45 VDC (-1.2 VDC on 660 Ω range)
Overload Protection	500 VDC/ACrms
<b>Capacitance</b>	
Ranges	6.6 nF, 66 nF, 660 nF, 6.6 uF, 66 uF, 660 uF, 6.6 mF, 66 mF
Resolution	1 pF, 10 pF, 100 pF, 1 nF, 10 nF, 100 nF, 1 uF, 10 uF
Accuracy	6.6 nF range: ±(3.0 % rdg + 30 dgts) 66 nF to 660 uF ranges: ±(3.0 % rdg + 5 dgts) 6.6 mF to 66 mF ranges: ±(5.0 % rdg + 20 dgts)
Overload Protection	500 VDC/ACrms
<b>Frequency</b>	
Ranges	660 Hz, 6.6 kHz, 66 kHz, 660 kHz, 6.6 MHz, 66 MHz
Resolution	0.1 Hz, 1 Hz, 10 Hz, 100 Hz, 1 kHz, 10 kHz
Accuracy	±(0.1 % rdg + 3 dgts)
Sensitivity	10 Hz to 6.6 MHz: >2.5 Vrms, 6.6 MHz to 66 MHz: >2.5 Vrms <5 Vrms
Minimum Pulse Width	>25 ns
Duty Cycle Limits	>30 % and <70 %
Overload Protection	500 VDC/AC rms
<b>Diode Test</b>	
Test Current	1.2 mA (typical)
Resolution	1 mV
Accuracy	±(3.0 % rdg + 3 dgts)
Audible Indication	<0.03 V
Open Circuit Voltage	3.5 VDC (typical)
Overload Protection	500 VDC/ACrms
<b>Continuity</b>	
Audible Indication	Less than 30 Ω
Response Time	100 ms
Overload Protection	500 VDC/ACrms
<b>General</b>	
Display	3 3/4 digit, 6600 count LCD
Polarity	Automatic, positive implied, negative polarity indication
Overrange	OL or -OL is displayed
Low Battery Indication	The battery symbol will display when battery voltage drops below operating levels
Measurement Rate	2 times per second
Auto Power Off	Approximately 30 minutes
Operating Environment	0°C to 50°C at <70 % relative humidity
Storage Environment	-20°C to 60°C at 0 to 80 % relative humidity
Accuracies	Stated accuracy at 23°C +5°C at <75 % relative humidity
Temperature Coefficient	0.1 x (specified accuracy) per °C. (°C to 18°C, 28°C to 50°C)
Power	Single standard 9 volt battery, NEDA 1604, IIS 006P, IEC 6F22
Battery Life	150 hours typical
Dimensions	165 mm (H) x 78 mm (W) x 42.5 mm (D)
Weight	Approximately 10.3 oz. (377 g) with battery and hanger
<b>One Year Warranty</b>	
Accessories Supplied: One set test leads(TL-35A), one spare fuse, 9V battery (installed) and instruction manual	

Specifications		model
		2709B
<b>DC Volts</b>		
Ranges	660 mV, 6.6 V, 66 V, 660 V, 1000 V	
Resolution	0.1 mV, 1 mV, 10 mV, 100 mV, 1 V	
Accuracy	±(0.5 % rdg + 2 dgts)	
Input Impedance	660 mV: >100 MΩ; 6.6 V: 10 MΩ; 66 V to 1000 V: 9.1 MΩ	
Overload Protection	1000 VDC or 750 VACrms	
<b>AC Volts (50 Hz-500 Hz)</b>		
True RMS	Applies	
Ranges	660 mV, 6.6 V, 66 V, 660 V, 750 V	
Resolution	0.1 mV, 1 mV, 10 mV, 100 mV, 1 V	
Accuracy	660 mV range at 50 Hz to 60 Hz ±(1.5 % rdg + 8 dgts) 6.6 V to 660 V ranges: ±(1.5 % rdg + 8 dgts) 750 V range: ±(2.0 % rdg + 8 dgts)	
Crest Factor	<3	
Input Impedance	660 mV: >100 MΩ; 6.6 V: 10 MΩ; 66 V to 750 V: 9.1 MΩ	
Overload Protection	1000 VDC or 750 VACrms	

# B&K Precision's 2700 Tool Kit® Series

## Models 2703C, 2704C, 2705B, 2706B, 2707B, 2708B, 2709B & 2712

These excellent meters are for most jobs that require flexibility, accuracy and speed. Value-packed features make these meters a must for everyone's "Tool Kit".

Common Features:

- DC Voltage to 1000V
- DC Current to 10A
- Diode test
- Magnetic hanging strap
- AC Voltage to 750V
- Continuity test
- Drop resistant case




**Magnetic Hanging Strap**

This convenient feature allows you to hang your DMM on any magnetic metallic surface freeing up your hands for troubleshooting.

### Single-handed operation

The ergonomic design allows both left and right handed users to rotate the knob while holding the meter in one hand. While one hand keeps the probe on the circuit, the other hand changes the meter's function. This speeds up troubleshooting because you don't have to locate the probe point in the circuit again.



**Back Light / Easy-to-Read LCD**

Model 2706B

Ultra-bright blue LCD back light for low ambient light measurements

Models 2709B & 2712

Large easy-to-read LCD with green LED backlight

Features	models							
	2712	2709B	2708B	2707B	2706B	2705B	2704C	2703C
Ranging	Auto/Manual	Auto/Manual	Auto/Manual	Manual	Manual	Auto/Manual	Manual	Manual
True RMS	AC + DC	√	√	√	-	-	-	-
Current	10 A AC/DC	10 A AC/DC	10 A AC/DC	10 A AC/DC	200 mA AC/DC	10 A AC/DC	10 A AC/DC	10 A DC
Capacitance	to 40 uF	to 66,000 uF	-	to 20 uF	to 20 mF	-	to 20 uF	-
Transistor Test	-	-	-	√	-	-	√	-
Frequency Counter	to 500 kHz	to 66 MHz	-	√	to 40 kHz	-	√	-
Temperature	-	-	-	-	√	-	-	-
Logic Probe	-	-	-	√	-	-	√	-
Backlight LCD	√	√	-	-	√	-	-	-
Analog Bar Graph	√	-	√	-	-	-	-	-
Battery Test	-	-	-	-	-	-	-	√
Auto Power off	√	√	√	-	√	√	-	-