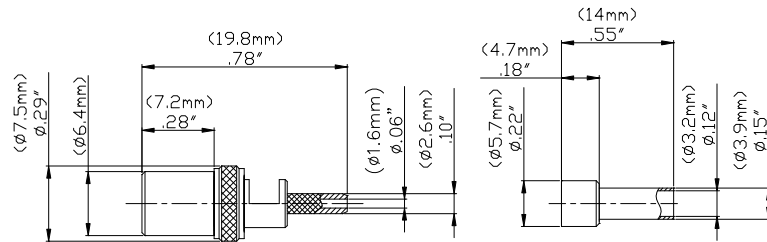


**Model 72981**  
**SMB STRAIGHT PLUG CRIMP, RG174, 188, 316**



Model 72981 SMB STRAIGHT PLUG CRIMP, RG174, 188, 316



Snap-on coupling and small size for fast connect and disconnect.

**Features**

- DC - 3 GHz bandwidth.
- Meets MIL-C-39012, IEC 60169-1Q, BS9210N0007, NFC93650, CECC 22130.
- Small size and durability for RF coaxial applications.
- Precision machined and gold-plated for low loss.

**Materials**

- Body is machined brass with gold plating.
- Center contacts – Plug is gold plated brass and Jack is gold plated beryllium copper.
- High quality PTFE insulators.
- Crimp Ferrules are nickel plated copper.
- Silicone rubber gaskets.

**Ordering Information**

Model: 72981  
Description: SMB STRAIGHT PLUG CRIMP, RG174, 188, 316

**Specifications**

Impedance	50 $\Omega$
Frequency Range	DC - 3 GHz
VSWR	1.4 max.
Working Voltage	250 Vrms max.
Dielectric withstand voltage	750 Vrms
Center / Outer contact resistance	6 / 1 m $\Omega$
Number of insertions	500 cycles min.
Insulation resistance	1,000 M $\Omega$ min.
Temperature Range	-65° C to 165° C, -85° F to 329° F

All dimensions are in inches. Tolerances (except noted): .xx =  $\pm .02"$  (.51 mm), .xxx =  $\pm .005"$  (.127 mm). All specifications are to the latest revisions. Specifications are subject to change without notice. Registered trademarks are the property of their respective companies.  
D2003420 REV 001

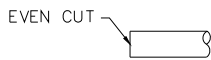
**Model 72981**  
**SMB STRAIGHT PLUG CRIMP, RG174, 188, 316**

**Cable Types and Crimp Die Information**

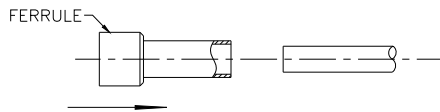
Connector Model #	Cable Groups	Crimp Die Cavity Size for Outer Ferrule
72981	RG174, 188, 316	.128 (3.3)

**Cable Assembly Instructions**

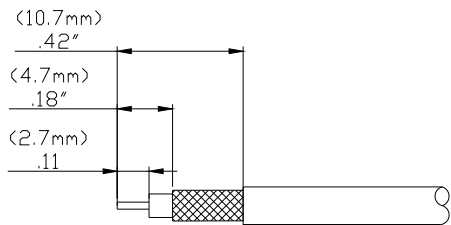
1. CUT CABLE END EVENLY AND PERPENDICULAR.



2. SLIDE OUTER FERRULE OVER CABLE END.

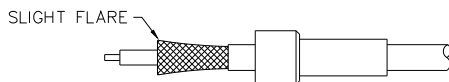


3. STRIP CABLE JACKET, BRAID, AND DIELECTRIC TO SPECIFICATION LENGTHS.

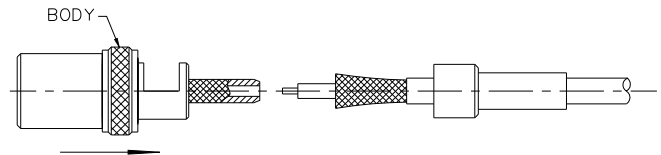


RECOMMENDED STRIP LENGTHS

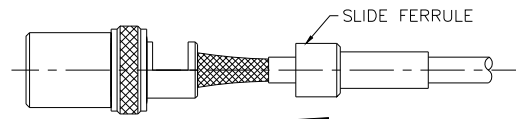
4. FLARE BRAID END SLIGHTLY.



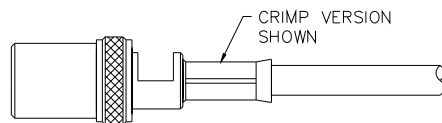
5. SLIDE CONNECTOR BODY OVER CENTER CONDUCTOR, DIELECTRIC AND UNDER BRAID.



6. SLIDE OUTER FERRULE OVER BRAID AND UP AGAINST BODY ASSEMBLY.



7. CRIMP OUTER FERRULE WITH APPROPRIATE CRIMP TOOL.



All dimensions are in inches. Tolerances (except noted): .xx = ±.02" (.51 mm), .xxx = ±.005" (.127 mm). All specifications are to the latest revisions. Specifications are subject to change without notice. Registered trademarks are the property of their respective companies.  
D2003420 REV 001

**Model 72981**  
**SMB STRAIGHT PLUG CRIMP, RG174, 188, 316**

Distribuido Por:  
www.finaltest.com.mx  
Calle del Eban #16625  
Tijuana B.C. Mexico  
Tel. (664)681-1130  
Tel. 01800 027-4848  
ventas@final-test.net

**FINAL TEST**<sup>MR</sup>  
Venta de Instrumentos de Prueba y Medición

All dimensions are in inches. Tolerances (except noted): .xx =  $\pm 0.02$ " (.51 mm),  
.xxx =  $\pm 0.005$ " (.127 mm). All specifications are to the latest revisions.  
Specifications are subject to change without notice. Registered trademarks  
are the property of their respective companies.  
D2003420 REV 001