

**Model 73003
MCX PLUG STRAIGHT CRIMP, RG178**



Model 73003 MCX PLUG STRAIGHT CRIMP, RG178

Snap-on coupling and miniature size for fast connect and disconnect where space is limited.

Features

- DC - 3 GHz bandwidth.
- 30% smaller than SMB connectors.
- Meets CECC 22220.
- Perfect for applications where space, weight, performance and ease of assembly are required.
- Precision machined and gold-plated for low loss.

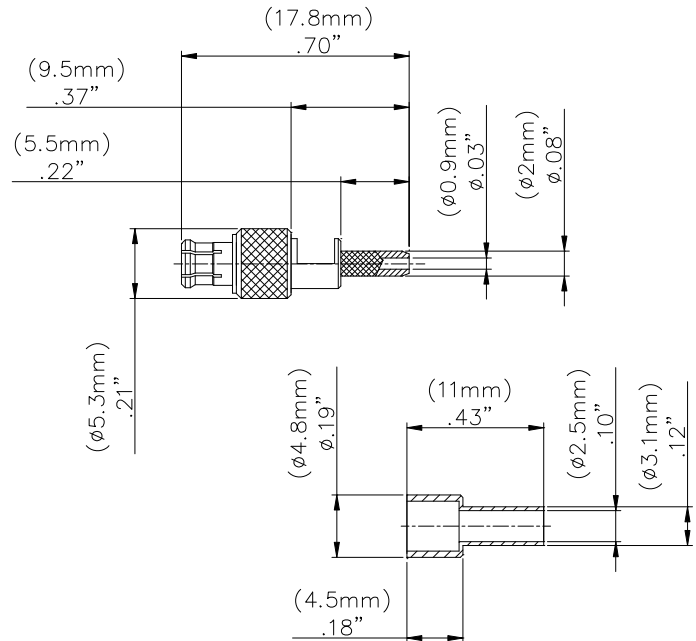
Materials

- Body is machined brass with gold plating.
- Center contacts – Plug is gold plated brass and Jack is gold plated beryllium copper.
- High quality PTFE insulators.
- Crimp Ferrules are gold or nickel plated copper.

Ordering Information

Model: 73003

Description: MCX PLUG STRAIGHT CRIMP, RG178



Specifications

| | |
|-----------------------------------|------------------------------------|
| Impedance | 50 Ω |
| Frequency Range | DC - 3 GHz |
| VSWR | 1.4 max. |
| Working Voltage | 170 Vrms max. |
| Dielectric withstand voltage | 750 Vrms |
| Center / Outer contact resistance | 5 / 2.5 mΩ |
| Number of insertions | 500 cycles min. |
| Insulation resistance | 1,000 MΩ min. |
| Temperature Range | -55° C to 155° C, -67° F to 311° F |

All dimensions are in inches. Tolerances (except noted): .xx = ±.02" (.51 mm), .xxx = ±.005" (.127 mm). All specifications are to the latest revisions. Specifications are subject to change without notice. Registered trademarks are the property of their respective companies.
D2003440 REV 001

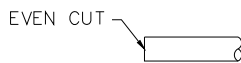
**Model 73003
MCX PLUG STRAIGHT CRIMP, RG178**

Cable Types and Crimp Die Information

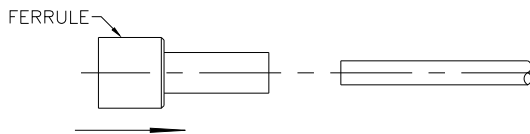
| Connector Model # | Cable Groups | Crimp Die Cavity Size for Outer Ferrule |
|-------------------|--------------|---|
| 73003 | RG178 | .105 (2.67) |

Cable Assembly Instructions

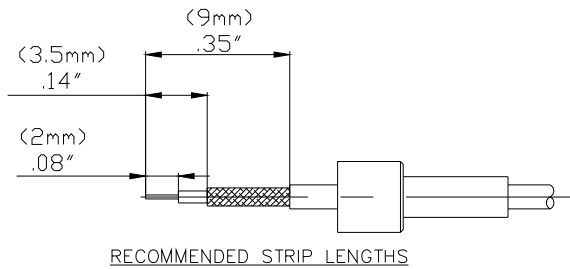
1. CUT CABLE END EVENLY AND PERPENDICULAR



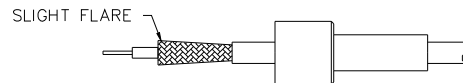
2. SLIDE OUTER FERRULE OVER CABLE END.



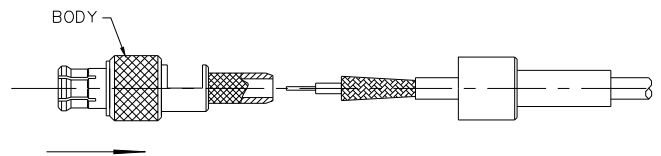
3. STRIP CABLE JACKET, BRAID, AND DIELECTRIC TO SPECIFICATION LENGTHS.



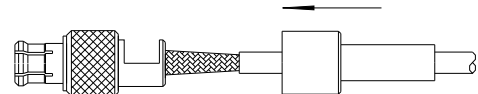
4. FLARE BRAID END SLIGHTLY.



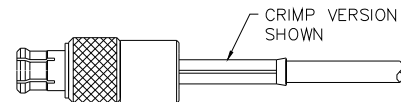
5. SLIDE CONNECTOR BODY OVER CENTER CONDUCTOR.



6. SLIDE OUTER FERRULE OVER BRAID AND UP AGAINST BODY ASSEMBLY.



7. CRIMP OUTER FERRULE WITH APPROPRIATE CRIMP TOOL.



Distribuido Por:
www.finaltest.com.mx
Calle del Eban #16625
Tijuana B.C. Mexico
Tel. (664)681-1130
Tel. 01800 027-4848
ventas@final-test.net



All dimensions are in inches. Tolerances (except noted): .xx = ±.02" (.51 mm), .xxx = ±.005" (.127 mm). All specifications are to the latest revisions. Specifications are subject to change without notice. Registered trademarks are the property of their respective companies.
D2003440 REV 001