

**Model 73033
MMCX PLUG R/A SEMI-RIGID, RG405**



Model 73033 MMCX PLUG R/A SEMI-RIGID, RG405

Snap-on coupling and micro-miniature size for fast connect and disconnect where space is limited

Features

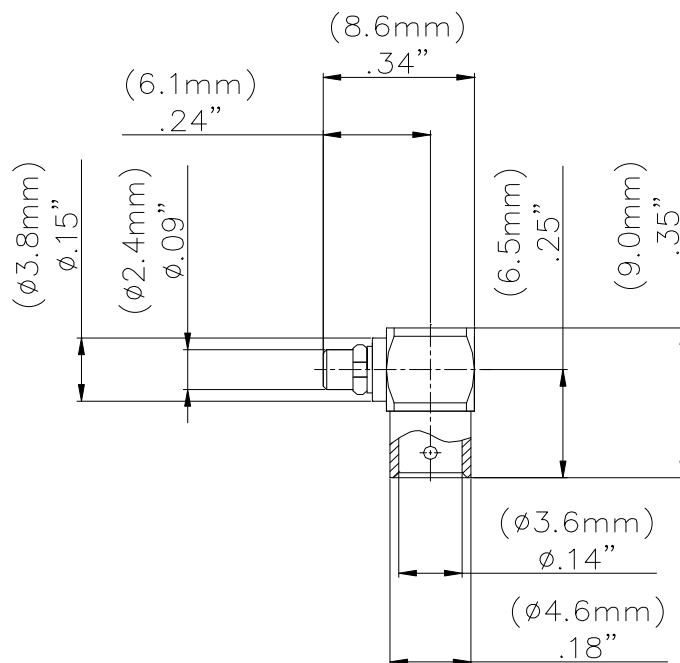
- DC - 6 GHz bandwidth.
- 50% smaller than MCX connectors.
- Connectors allow rotation of 360° for layout flexibility.
- Non-slotted contact design for low RF leakage.
- Meets CECC 22340.
- Perfect for applications where space, weight, performance and ease of assembly are required.

Materials

- Body is machined brass with gold plating.
- Center contacts – Plug is gold plated Phosphor bronze and Jack is gold plated beryllium copper.
- High quality PTFE insulators.
- Crimp Ferrules are gold or nickel plated copper.

Ordering Information

Model: 73033
Description: MMCX PLUG R/A SEMI-RIGID, RG405



Specifications

Impedance	50 Ω
Frequency Range	DC - 6 GHz
Working Voltage	170 Vrms max.
Dielectric Withstanding Voltage	500 Vrms
VSWR	1.3 max
Center / Outer contact resistance	0.01 / 0.005 Ω
Number of insertions	500 cycles minimum
Insulation resistance	> 1000 MΩ
Temperature Range	-55° C to 155° C, -67° F to 311° F

All dimensions are in inches. Tolerances (except noted): .xx = ±.02" (.51 mm), .xxx = ± .005" (.127 mm). All specifications are to the latest revisions. Specifications are subject to change without notice. Registered trademarks are the property of their respective companies.
D2003463 REV 001

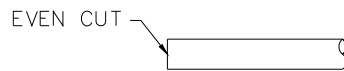
Model 73033
MMCX PLUG R/A SEMI-RIGID, RG405

Cable Types and Crimp Die Information

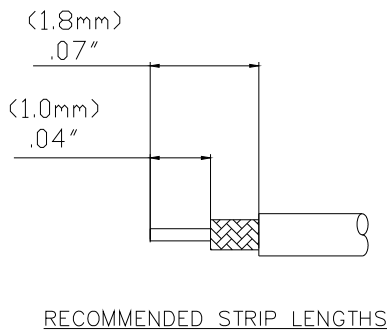
Connector Model #	Cable Groups	Crimp Die Cavity Size for Outer Ferrule
73033	RG405	.151 (3.8)

Cable Assembly Instructions

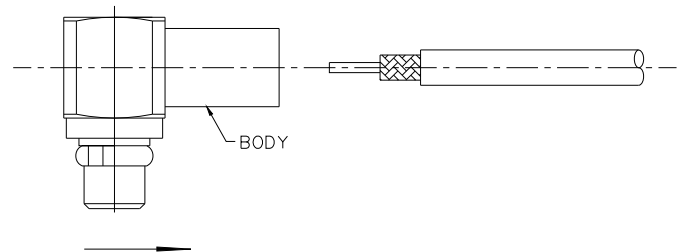
1. CUT CABLE END EVENLY AND PERPENDICULAR



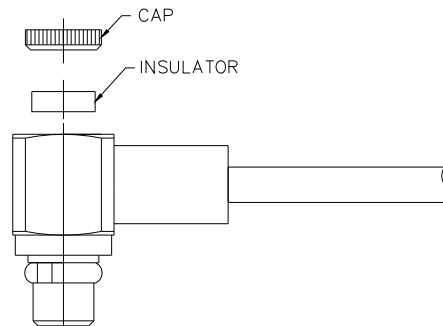
2. STRIP CABLE JACKET, BRAID, AND DIELECTRIC TO SPECIFICATION LENGTHS.



3. SLIDE CONNECTOR BODY OVER CENTER CONDUCTOR, DIELECTRIC AND CABLE JACKET.



4. PRESS INSULATOR AND CAP INTO CONNECTOR BODY.



Distribuido Por:
www.finaltest.com.mx
Calle del Ebano #16625
Tijuana B.C. Mexico
Tel. (664)681-1130
Tel. 01800 027-4848
ventas@final-test.net

FINAL TEST
Venta de Instrumentos de Prueba y Medición

All dimensions are in inches. Tolerances (except noted): .xx = ±.02" (.51 mm), .xxx = ±.005" (.127 mm). All specifications are to the latest revisions. Specifications are subject to change without notice. Registered trademarks are the property of their respective companies.
D2003463 REV 001