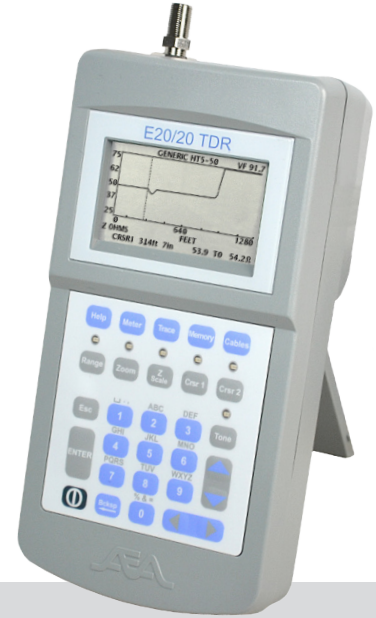


## ULTIMATE IN HAND-HELD STEP TDR TECHNOLOGY

The NEW enhanced version of the 20/20 Step TDR is ideal for troubleshooting OSP **all types of coax, OSP cables, twisted pairs Cat2 to Cat6A** and **single wires in bundle/harness**. It is based on the current 20/20 TDR employing "Step" technology's amazingly accurate fault locating and display capabilities. The E20/20 TDR stores, recalls and uploads traces to a PC by name, date and time. It has a user friendly interface to reduce technician learning curve and training time.

Including features like **Setup Wizard, named Menu keys**, and **Context Sensitive Help**. The E20/20 TDR also has new **MicroFault** locating for small coax kinks and crushes that might be service affecting, but hard to see on a normal TDR trace. It has larger clearer display fonts and LED indicators for active Function Keys. The E20/20 TDR is ideal for testing and troubleshooting Coax, Twinax, Triax, Telco OSP, or LAN twisted pairs Cat 2 to Cat 6A. The E20/20 TDR comes in a variety of connector configurations. Its internal Cable List holds 64 cable types, can be user edited, and modified lists can be uploaded or downloaded to a PC using ETDR PC Vision™ software.

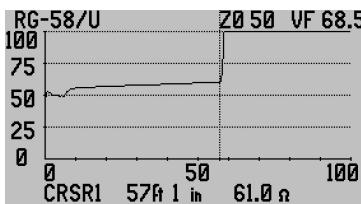


### Features

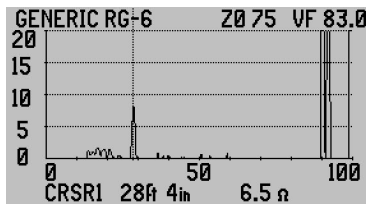
- Ranges: from 0-10ft (0-2m) to 20,000 ft (5Km)
- No dead zone on any range setting
- Range Zoom on Cursor
- Impedance zoom using Z Scale
- Cursor reading to  $\pm \frac{1}{2}$  inch (10mm) using Zoom
- Cable List with 64 cable types
- Context Sensitive Help
- Cell phone style alpha-numeric entry pad
- Keypad LED indicators for active function
- Setup Wizard – step by step start up
- Cable toning – coax or twisted pair
- Stores 32 traces with name, date & time
- Rechargeable NiMH AA cells included
- ETDR PC Vision software included
- N, BNC & RJ45, and F & RJ45 connector models

### Benefits

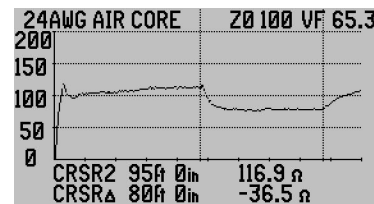
- Coax and twisted pairs testing using same TDR
- Accurate and clearer trace indication of faults
- More advanced features to aid troubleshooting
- Save, upload, print or email traces
- Find faults other TDR's miss
- Clear trouble more quickly with less testing
- Upload, download, and customize cable lists
- Saved traces are also saved setups for recall
- Noise detections and noise filter
- Locate coax runs or pairs quickly using Tone Function
- Setup Wizard makes training interactive
- "Belt Friendly" size and only 2 lbs (900g)



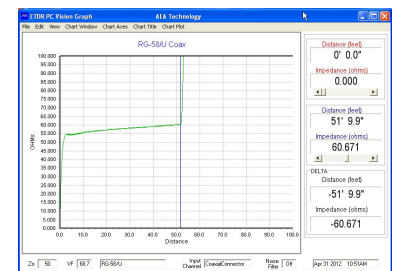
Coax-high impedance (Z) & open far end



Coax crimp using MicroFault locating



Wet twisted pair cable



ETDR PC Vision Graphical Display



Made in the USA

See reverse for ordering information, specifications and accessories

## Ordering Information

Model	Part Number	Equipped & Included Accessories
E20/20N TDR	6021-5000	Connector: N type. Cable List: Broadcast. N-to-BNC Adapter & BNC to Alligator clips test lead
E20/20F Network TDR	6021-5041	Connectors: F & RJ45. Cable List: CATV, RJ45-to-Telco clips and F-to-Alligator clips test lead
E20/20F Network TDR	6021-5042	Connectors: F & RJ45. Cable List: Telco, RJ45-to-Telco clips and F-to-Alligator clips test lead
E20/20B Network	6021-5053	Connectors: BNC & RJ45. Cable List: VDV/RF, RJ45-to-Telco clips and BNC-to-Alligator clips test lead

**Accessories included with all models:** Soft carrying case, belt case, AC and DC power adapters, 8AA NiMH cells (installed), USB Cable, Printed Basic Guide, Laminated Quick Start Guide, and CD with ETDR PC Vision software, Operator Manual, Training presentation, Application Notes, and more.

## Optional Accessories

Accessory	Part Number	Description
BNC Test Lead	0070-1500	6 ft (2m) 50Ω coax lead with 1 male & 1 female BNC connectors
N-to-UHF (SO-239) Adapter	0070-1195	N male to SO-239 female adapter
N-to-TNC Adapter	0070-1134	N male to TNC female adapter
N-to-SMA Kit	6025-0260	2 N male to SMA female adapters, 50Ω and short terminators – 1 male and 1 female set
F Test Lead	0070-1230	3 ft (1m) 3GHz mini-coax with female F connectors and 1F style male quick disconnect
Hard Carrying Case	6015-1003	Hard shell case with handle, latches, locking holes, custom cut foam for the E20/20 TDR and all accessories



## Key Specifications (visit [aeatechnology.com](http://aeatechnology.com) for more)

Maximum Ranges:	20Kft (5m) @ .99c or 14Kft (4.3Km) @ .66c	Cable List:	64 Cable types with Z and VF. PC upload or download custom cable lists.
Minimum Range:	0-10ft (0-2m)	Tones:	900/1100 warble, 977.5, 850, 577
Range Scales:	11 selectable ranges	Display:	Quarter VGA transfective and backlit
Range Accuracy:	<0.2% ±1inch (2cm) + VF uncertainty	Communications:	USB-2/Serial
Resolution	0.5 inch on 10ft range scale or 10ft Zoom	Internal Power:	8 AA NiMH cells (installed) ~5.5 hours continuous operation on single charge
Z Accuracy:	<2% (Cable Z=45 to 125 Ohms)	Alternate cells:	8 AA alkaline cells, ~7 hours continuous operation
Z Scales:	20, 50, 100, 200, 500, and 1,000 Ohms	External Power:	90-120VAC 50/60Hz adapter to 12VDC, 12VDC Vehicle adapter included
Dead Zone:	Zero on any range setting	Size:	8.5" x 4.3" x 2.25" (216 x 109 x 57mm)
Cursors:	2 independent and differential reading	Weight:	2.1 lbs (923grams) with belt case and batteries
Memory:	32 traces with 1920 data points (feet) and 2000 data points (meters), name, date, and time. Recall by name from list.	Environmental:	Splash and dust resistant
Advance Features:	Test Lead Null MicroFault Locating Setup Wizard - step-by-step start up instructions Context Sensitive Help	Ruggedness:	MILSTD 810G Transient Drop tested, 48" (1.2m) to concrete, 27 drops

All specifications subject to change without notice



5933 Sea Lion Place, Suite 112  
Carlsbad, CA 92010  
TEL 800-258-7805 or +1-760-931-8979  
FAX +1-760-931-8969  
or visit our website at

[www.aeatechnology.com](http://www.aeatechnology.com)