


## **SUPERPRO® XPS01 ISP Production Work Station**

More and more customers prefer in-system programming and SUPERPRO® XPS01 ISP is an excellent and complete ISP production solution. Without any further development, the system can be used for in-system programming of multiple PCB panels with complicated circuits.

### **Main Features:**

- 1) Work with up to five sixteen-channel ISP programmers (SuperPro IS03)
- 2) Support up to 80 PCBs programming in parallel
- 3) Support almost all chips with serial protocol: MCU, serial FLASH & EERROM and parallel eMMC & NAND/NOR FLASH
- 4) Support ISP programming with multiple chips in one unit
- 5) Interface include USB 2.0 and LAN
- 6) Improved programmer software and hardware ensure high-speed, high yield rate and industrial quality reliability
- 7) Live-action operation interface and user-friendly
- 8) Complete solution customization, including mechanical parts such as fixture and needle bed and software such as engineering configuration document, resource setting table, super engineering group and live-action interface
- 9) Customized function-testing software available



## Features

- Industrial quality, high-speed ISP production solution. Without any further development, the system can be used for in-system programming ISP production for multiple PCB panels and complicated circuit with multiple chips. Supplied with relative message such as circuit and GERBER, the system can present a complete solution, including mechanical parts such as fixture and needle bed and software such as engineering configuration document, resource setting table, super engineering group, and live-action interface.
- Customized function-testing software available
- Work with up to five sixteen-channel ISP programmers IS03, support up to 80 PCB programming in parallel
- Powerful IS03 programmer supports almost all serial protocol port chips. The protocols include (but not limited to) SPI, I2C, JTAG, BDM, UART, MON, SCI, SWD, SBW, C2D, ICC, SWIM, SDQ, DBG, ICE, CSI, LIN. Compatible manufactures include (but not limited) ABOV, Ali, Altera, Atmel, Catalyst, Cypress, Freescale, Fujitsu, Haier, Hitachi, Hynix, Infineon, IR, ISSI, Lattice, Macronix, Maxim, Microchip, Micron, NEC, Numonyx, NXP, ON, Panasonic, Renesas, Rohm, Samsung, Sanyo, Silicon Labs, Spansion, SST, ST, Teridian, TI, Toshiba, Winbond, Xilinx, Zilog and others. It also supports parallel memories such as NAND, NOR and eMMC. Except individual parts, almost all chips can be programmed in parallel.
- Multiple chips of different types or different models can be programmed in one unit.
- Programming speed can be ultra-high or selectable to adapt to the object load and ISP cable length.
- Even more advanced No.9 generation pin-driven technology supplies cleaner signal, wider voltage range and more precise and higher frequency clock.
- Equipped with specified precise timing sequence generator, it can be connected to various devices with 1.2V-5v Vcc, and have higher speed and higher yield rate.
- Chip safety security mechanism. Built-in precise voltage self-calibration circuit ensures the voltage is always within the preset range, and the self-diagnosis function analyzes the hardware fault at any time to ensure it running well.
- Perfect overvoltage/over current and ESD protection avoids to damage programmers.
- Powerful software system, friendly to users
  - 1) **Project.** Simplifies processes such as device selection file loading, device configuration setting, program option, and batch file setting into one step.
  - 2) **Project Group.** Organize the batch processing commands for multiple projects run simultaneously.
  - 3) **Super Scale Project Group.** Complicated PCBA or multiple combined PCBAs may need multiple programmers to work coordinately. The super scale project group is in charge of the work flow across the multiple programmers.
  - 4) User operation interface is shown by PCBA.
  - 5) **Auto Commands.** Permit users to create a one-step command to execute common commands such as erasing, space-checking, programming and verification.
  - 6) **Production Mode.** Initiated by an external Start signal. Once the clamp is closed, the system runs automatically. As an off-line programmer, once the chips are inserted correctly into the sockets, Auto Commands will run automatically.
  - 7) **Dynamic Buffer.** Every chip may have different data to be written, and software can adjust by Xeltek per user's request (i.e. standard and customized series number generator – for MAC address).
  - 8) Log document and production statistics function facilitates quality-tracking.
  - 9) Support label printing
  - 10) Support remote control, document encryption, output limitation.
  - 11) Support and recognize almost all known formats automatically
  - 12) **Barcode management.** Upload documents by scanning order barcodes to eliminate manual mistakes

## SUPERPRO IPS01 Charge Items

- 1) XPS01 Basic Price
- 2) Engineering fees include algorithm software copyright, customized software charge and fixture and needle bed fees. Engineering fees are charged by circuit units.

## Electrical and Mechanical Specification

PC Interface: USB2.0(high-speed), LAN(100M)

- Power Supply: AC 100-220V / 50-60Hz.
- Main unit dimension: 510 X 380 X 200 (mm); Weight: 25Kg
- Temperature: 0-40°C Humidity: 20%-80%

## PC Requirement

- Microsoft Windows XP/7, 32/64 bit.


## Items Included

- Standard: one main unit, one AC power line, one USB cable, one network line

## Models


XPS01-1: Built-in one IS03, programming up to 16 chips in parallel  
XPS01-2: Built-in two IS03, programming up to 32 chips in parallel  
XPS01-3: Built-in three IS03, programming up to 48 chips in parallel  
XPS01-4: Built-in four IS03, programming up to 64 chips in parallel  
XPS01-5: Built-in five IS03, programming up to 80 chips in parallel

**What can one XPS01-1 do?**



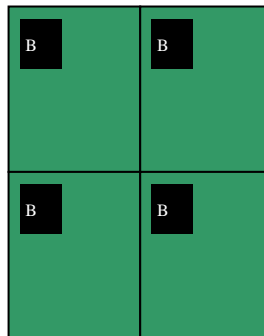
Case 1

One A chip with 16 units combined



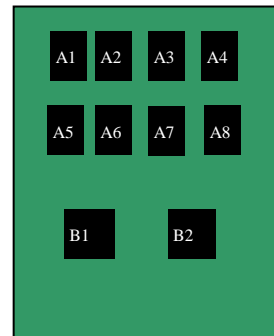
Case 2

- 1) 2 A chips with 8 units combined Or
- 2) 4 A chips with 4 units combined Or
- 3) 8 A chips with 2 units combined Or other number of units combined



Case 3

One B chip with 4 units combined



Case 4

- 1) one B chip + 12 A chips Or
- 2) two B chips + 8 A chips Or
- 3) three B chips + 4 A chips  
On one PCBA

**Note:**

- 1) Chip type description. Type A: Serial protocol chips; Type B: Parallel protocol chips such as NAND/NOR FLASH or eMMC
- 2) For different types of chips, program group by group in serial order; for same type of chips, there two same step protocol chips and different step protocol chips. To the former, all chips can be programmed simultaneously; to the latter, chips can be programmed in serial order.

**For even larger scale PCB panels or more complicated projects with multiple chips, choose the XPS models with more built-in IS03. Powerful flow control function for XPS super project group ensures the best balance between cost and efficiency.**