

RP1300H High voltage probe used for high voltage signal test

RIGOL scope Compatibility : 1000B, 1000CA, 1000D, 1000E, 6000 series



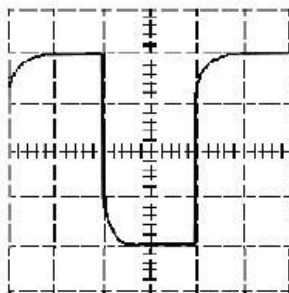
探头参数 (Probe Characteristics)		
最大工作电压	Max. Working Voltage	CAT I 2000 V (DC+AC), CAT II 1500 V (DC+AC)
带宽	Bandwidth	DC~ 300 MHz
衰减率	Attenuation Ratio	100:1 (fixed)
上升时间	Rising Time	1.2 ns
输入阻抗	Input Resistance	100 MΩ
输入电容	Input Capacitance	5.5 pF
匹配电容调整	Capacitance Adjustment	10 pF ~ 35 pF
线长	Cable Length	Approximate 1.35 meter
温度系数	Temperature Coefficient	< 200 ppm/°C
DC 精确度	Precision of DC	<1%
操作温度	Operation Temperature	0 ~ 50°C
储存温度	Storage Temperature	-20 ~ 70°C
净重	Weight	93 g

探头零件清单 (Accessory Kit)		
名称描述	Description	Quantity
探针	Probe Tip	1
探头钩	Hook Tip	1
补偿调节棒	Adjustment Tool	1
定位帽	Locating Sleeve	1
标识环 (绿, 黄, 蓝, 粉)	Marker Rings (green, yellow, blue, pink)	8
接地鳄鱼夹	Ground Lead	1
BNC 转换接头	BNC Adaptor	1
绝缘保护帽	Insulating Cap	1

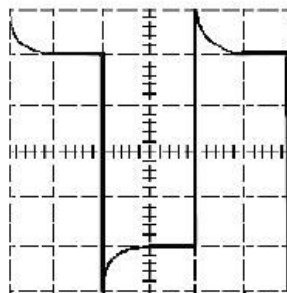
How to Adjust the Probe Compensation

Frequency Compensation

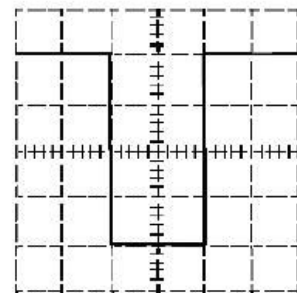
Before taking any measurements using a probe, first check the compensation of the probe and adjust it to match the channel inputs. Most oscilloscopes have a square wave reference signal available at a terminal on the front panel used to compensate the probe. Connect the probe to the signal panel source on your oscilloscope. Set the probe to 100X position. Adjust trimmer until seeing flat-top square wave on the display.



Incorrect

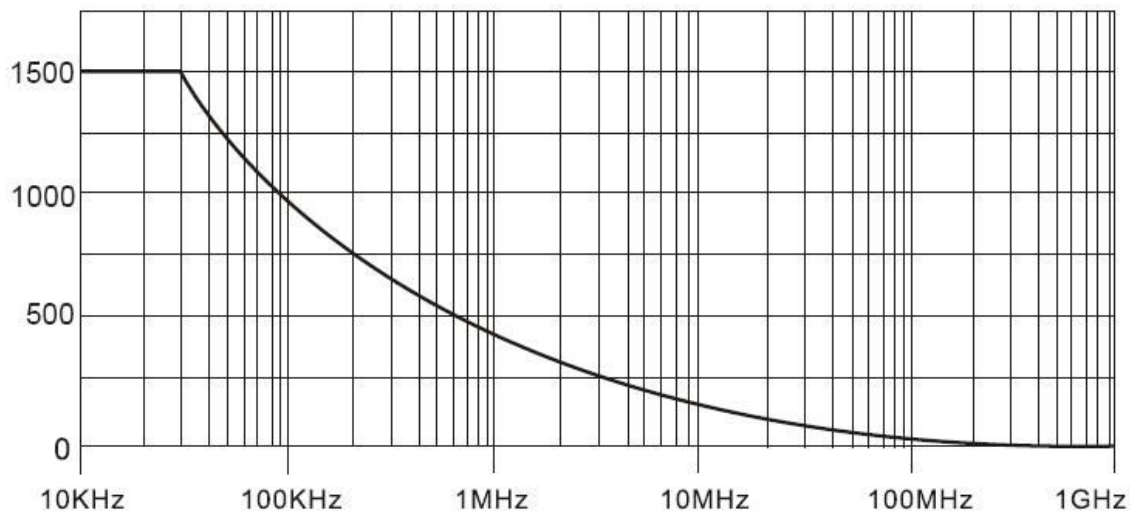


Incorrect



Correct

Voltage vs Frequency Rating Curve



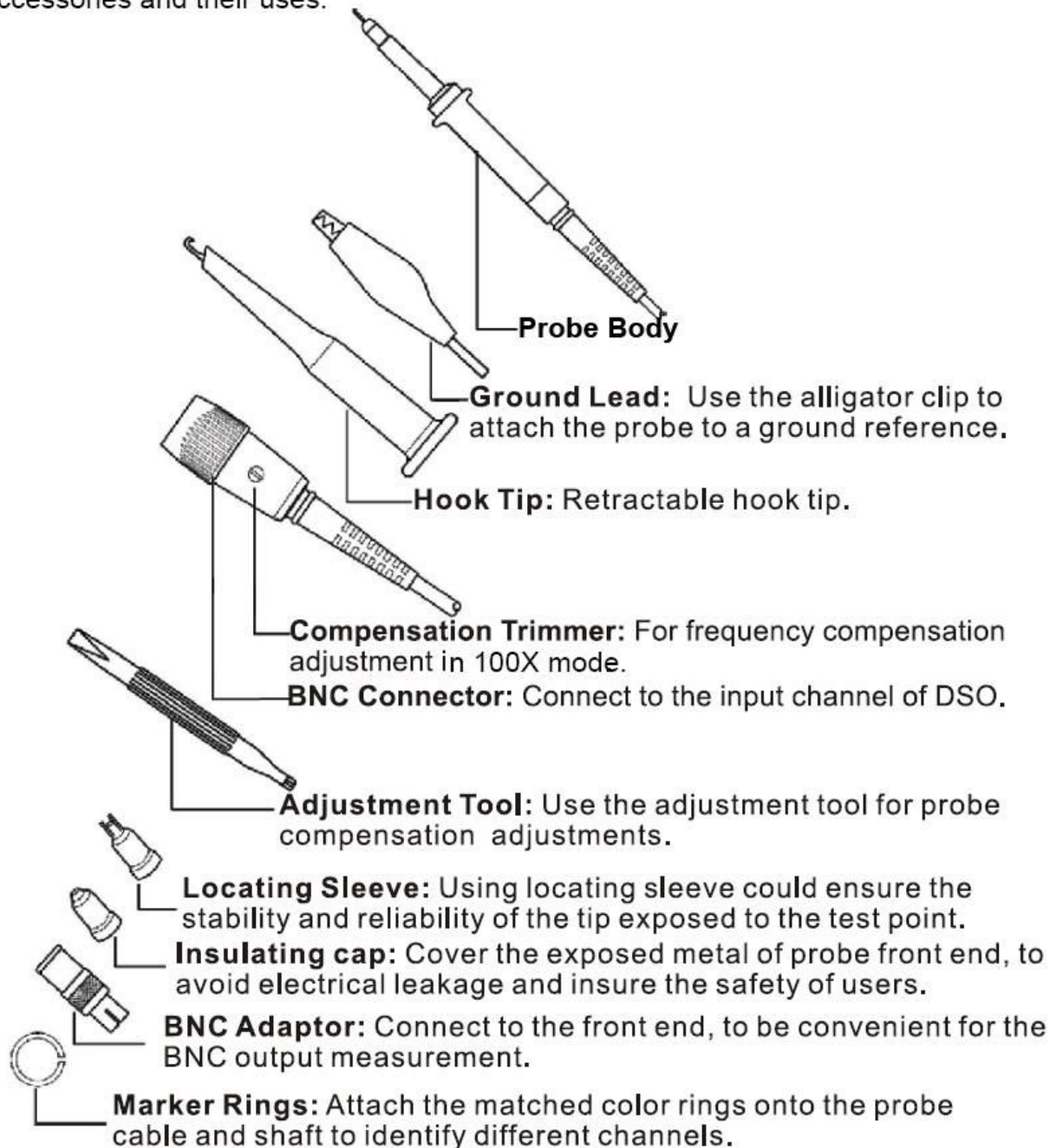
CAT II: IEC Measurement Category II. Inputs may be connected to mains (up to 1500 V AC) under Category II overvoltage conditions.

☐ Equipment protected throughout by DOUBLE INSULATION or REINFORCED INSULATION

⚠ Review this user manual carefully to avoid injury and prevent damage to this product or any products connected to it. To avoid potential hazards, use this product only as specified.

Accessories and Features

RP1300H is provided with some accessories designed to make probing and measurement simpler. Please take a moment to familiarize yourself with these accessories and their uses.



Note: Contents of this document are subject to change without notice.